

Dr. Richard W. Franke  
Professor Emeritus of Anthropology – Montclair State University  
Resident and Board member – Ecovillage at Ithaca

# Recent U.S. Views on Race



**MONTCLAIR  
STATE  
UNIVERSITY**

**This slideshow was developed by:**

**Dr. Richard W. Franke**

**Ph. D. Harvard University 1972**

**Professor Emeritus of Anthropology at Montclair State  
University in New Jersey**

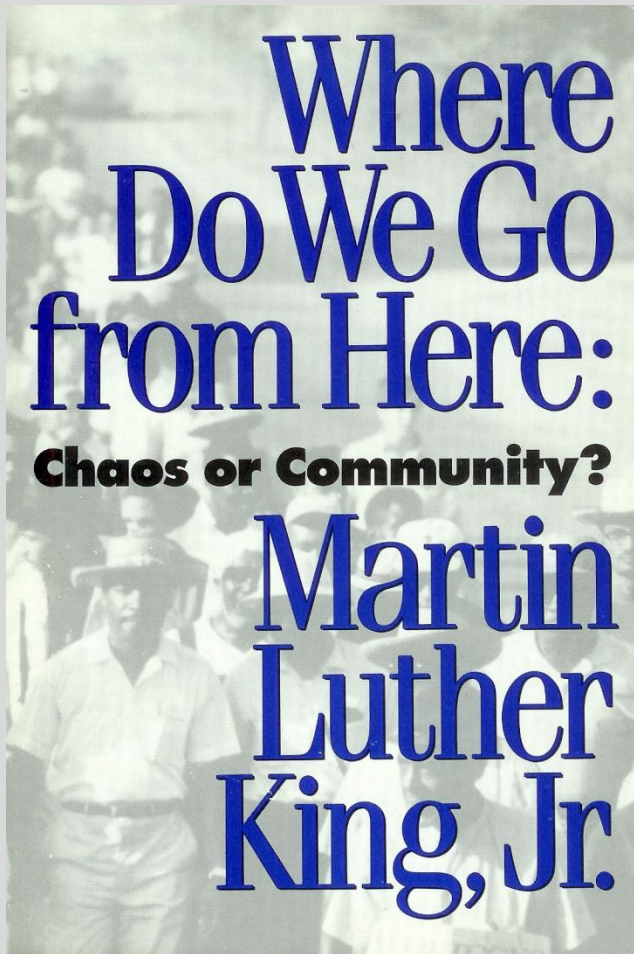
**Resident and Board Member: Ecovillage at Ithaca**

**[franker@mail.montclair.edu](mailto:franker@mail.montclair.edu)**

**<http://chss.montclair.edu/anthro/franke.html>**



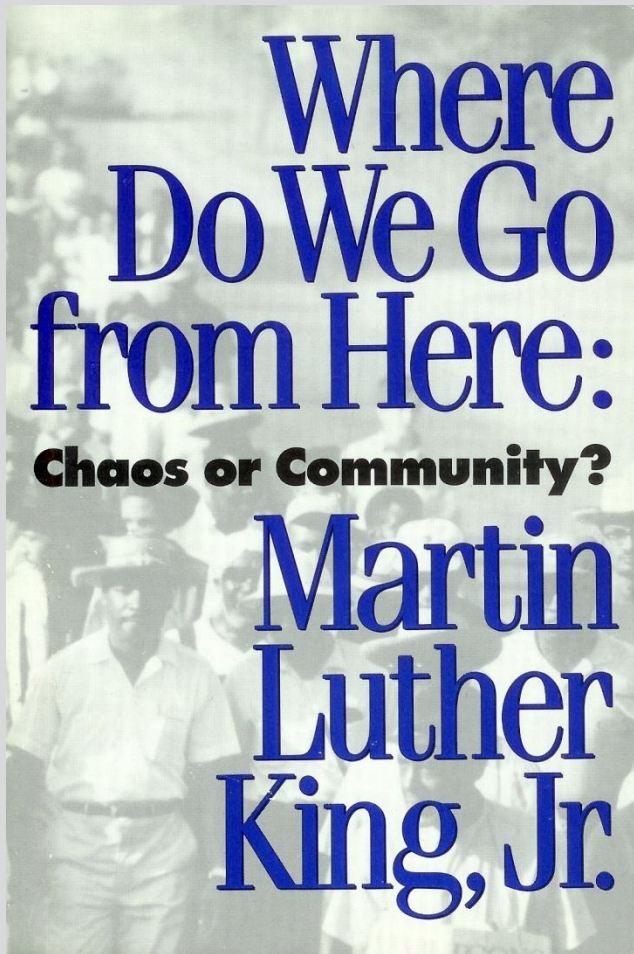
Dr. Richard W. Franke  
Professor Emeritus of Anthropology at Montclair State University  
Resident and Board Member Ecovillage at Ithaca



This presentation was developed for use in the Martin Luther King Community Read in Ithaca, New York, 2009-2010...

...and...

Dr. Richard W. Franke  
Professor Emeritus of Anthropology at Montclair State University  
Resident and Board Member Ecovillage at Ithaca



...for Conference Day in  
the Ithaca City School  
District...March 19,  
2010...

Your comments,  
criticisms and  
suggestions are  
welcome...



[franker@mail.montclair.edu](mailto:franker@mail.montclair.edu)



Dr. Richard W. Franke  
Professor Emeritus of Anthropology – Montclair State University  
Resident and Board member – Ecovillage at Ithaca

## Recent U.S. Views on Race

The learning objectives for this presentation are:

- to see how much or how little racial attitudes have changed in recent decades;
- to see how different younger generations are from those of the parents and grandparents;
- to see the complexity of racial attitudes in America today

Dr. Richard W. Franke  
Professor Emeritus of Anthropology – Montclair State University  
Resident and Board member – Ecovillage at Ithaca

## Recent U.S. Views on Race

Sources:

**Are listed at the point of introduction of their findings.**

Dr. Richard W. Franke  
Professor Emeritus of Anthropology – Montclair State University  
Resident and Board member – Ecovillage at Ithaca

## The Slideshows

You can download any of the three slideshows from today's workshop at:

### 01: Historical Views on Race and Ethnocentrism

<http://chss.montclair.edu/anthro/Historicalviewsonracethnocentrism.pdf>

### 02: Recent US Views on Race

<http://chss.montclair.edu/anthro/RecentUSviewsonrace.pdf>

### 03: ML King by the Numbers

<http://chss.montclair.edu/anthro/MLKingbytheNumbers.pdf>



Dr. Richard W. Franke  
Professor Emeritus of Anthropology – Montclair State University  
Resident and Board member – Ecovillage at Ithaca

## Recent U. S. Views on Race

Recently California Newsreel produced a video series on race and health that includes a slideshow with several pieces of information on racial attitudes in America:

Click on:

[http://www.unnaturalcauses.org/media\\_and\\_documents\\_about\\_the\\_issues.php](http://www.unnaturalcauses.org/media_and_documents_about_the_issues.php)

Then scroll down to the link for “David Williams’ slides on racism and health”

Dr. Richard W. Franke  
Professor Emeritus of Anthropology – Montclair State University  
Resident and Board member – Ecovillage at Ithaca

## Recent U. S. Views on Race

David R. Williams, PhD, MPH

Florence and Laura Norman Professor of Public Health

Professor of African and

African American Studies and of Sociology

Harvard University

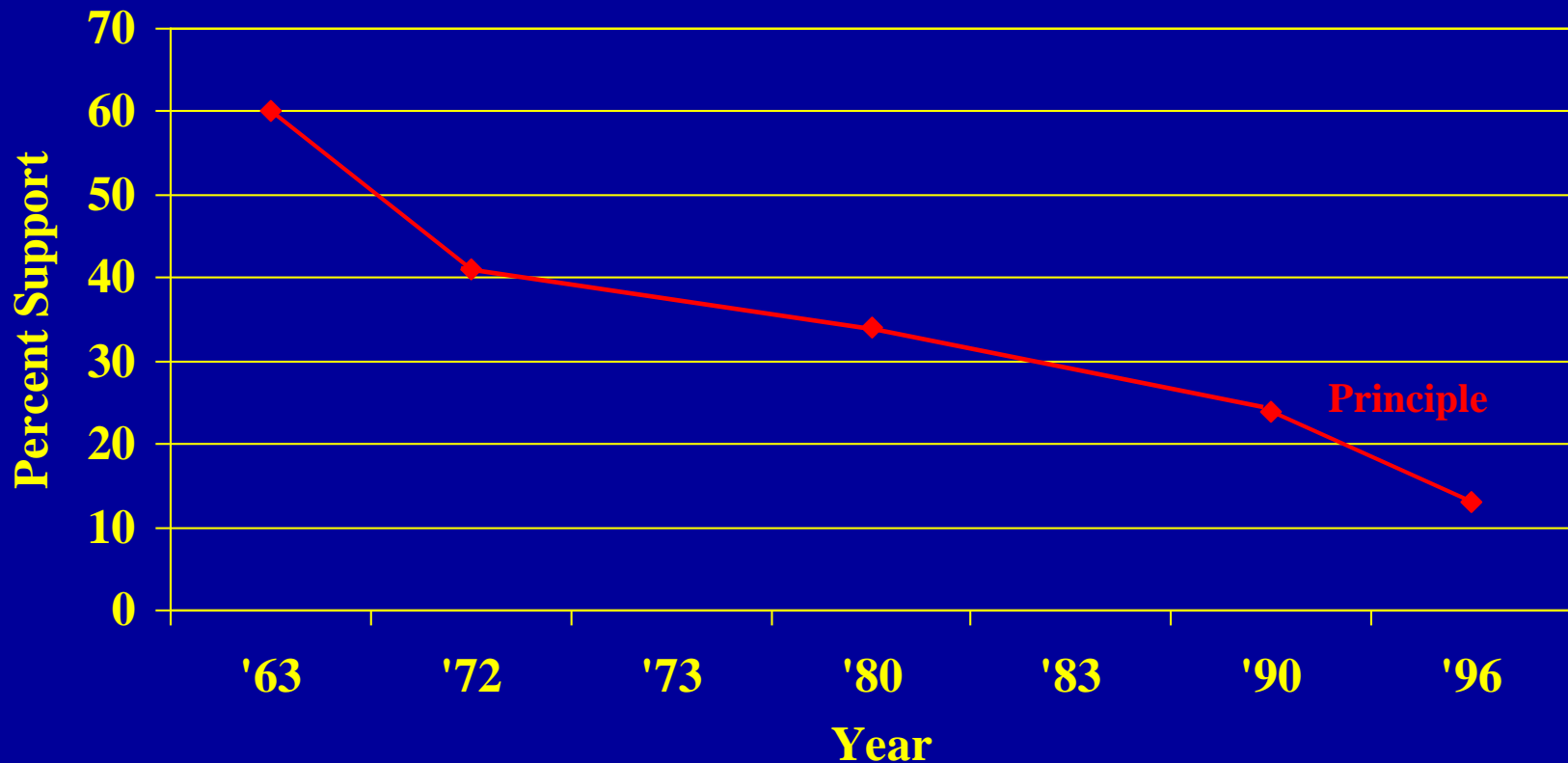
Dr. Richard W. Franke  
Professor Emeritus of Anthropology – Montclair State University  
Resident and Board member – Ecovillage at Ithaca

## Recent U. S. Views on Race

The next 16 slides are borrowed from that show that is available for anyone to download.

# Principle vs. Implementation in Housing

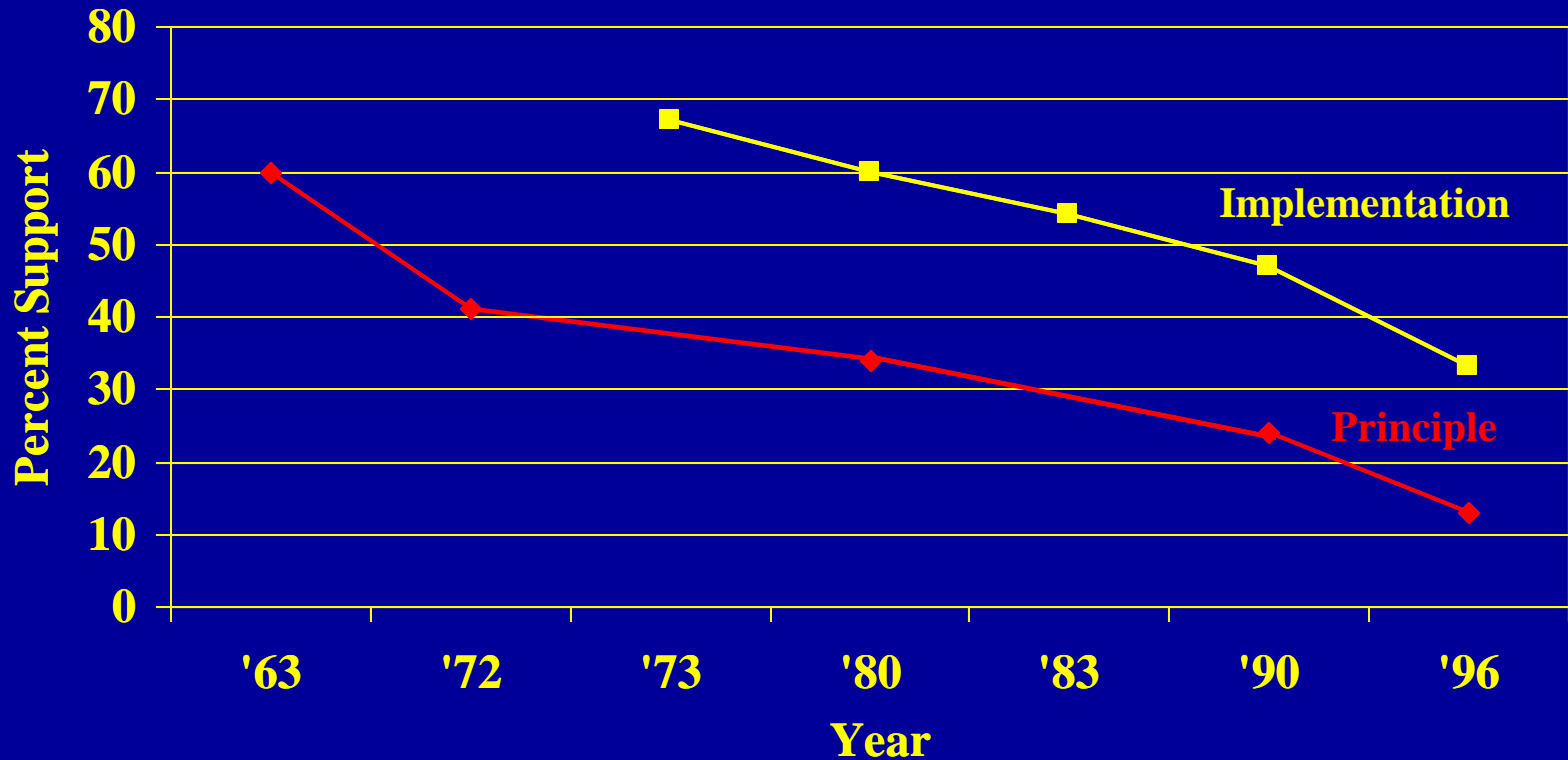
---



Principle: Whites have right to keep Blacks out of neighborhood

# Principle vs. Implementation in Housing

---



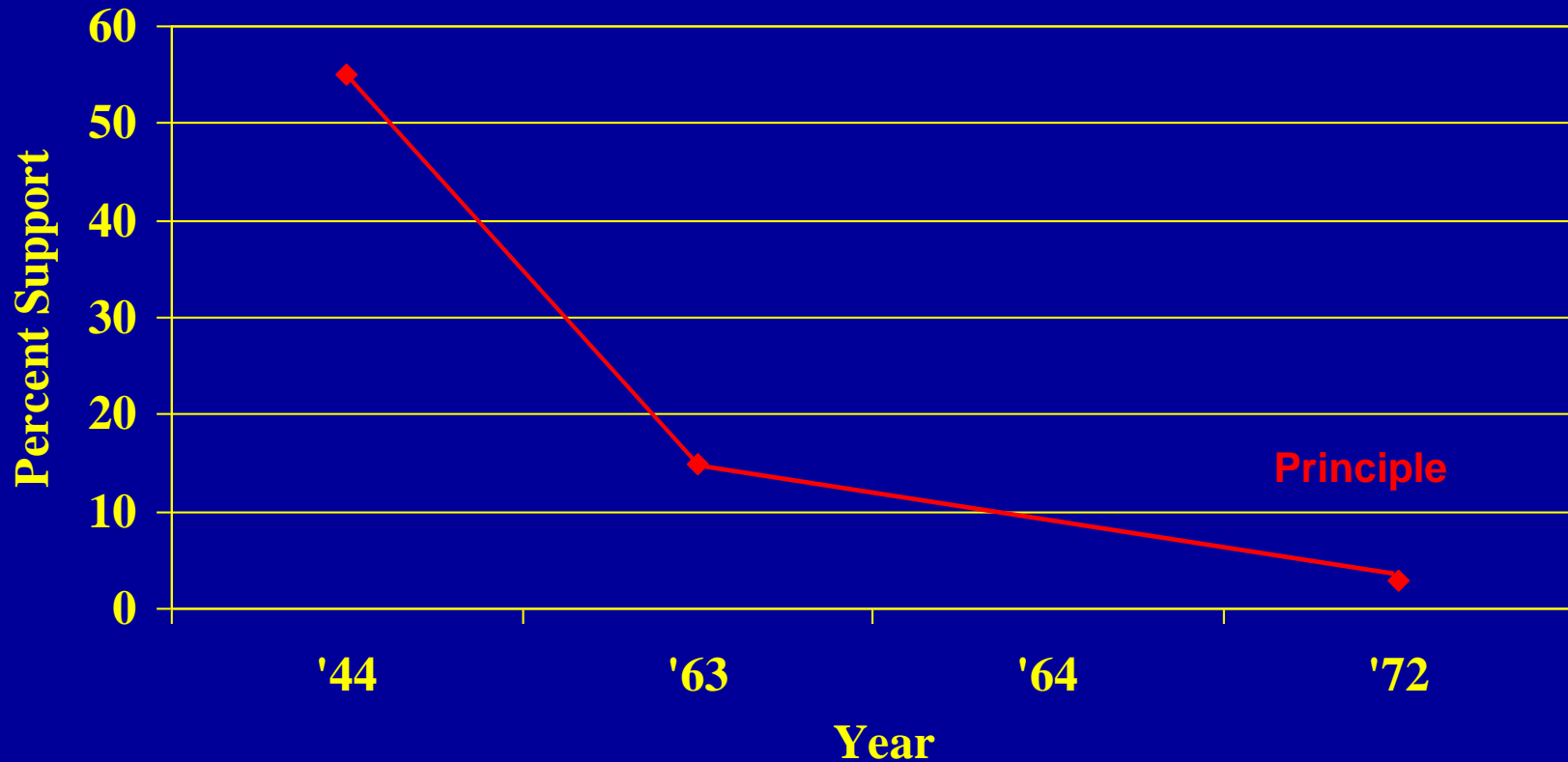
Principle: Whites have right to keep Blacks out of neighborhood

Implementation: Would support law to let homeowners discriminate

---

# Principle vs. Implementation in Employment

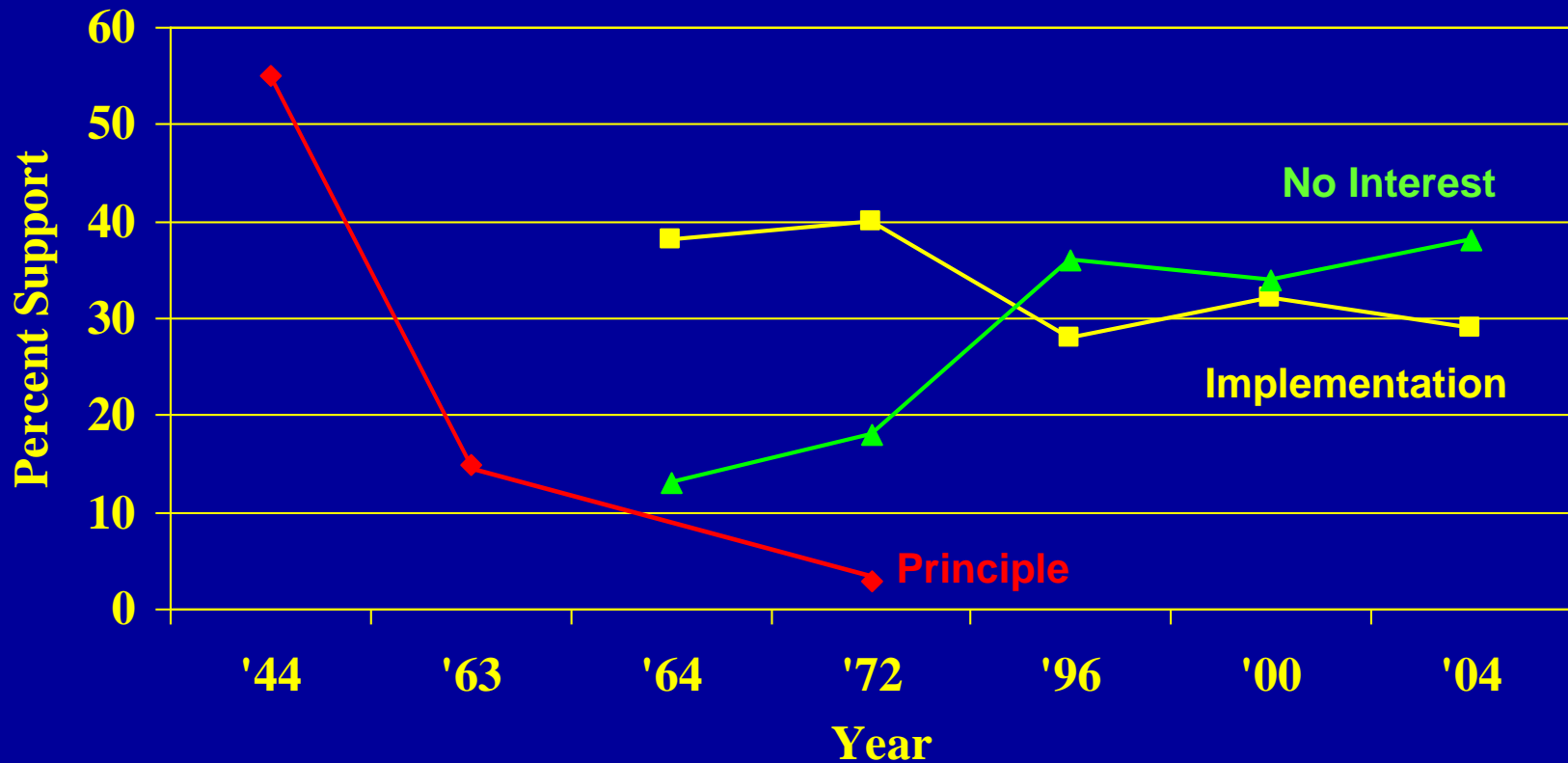
---



Principle: Whites should have first chance at any job

# Principle vs. Implementation in Employment

---



Principle: Whites should have first chance at any job

Implementation: Government should ensure no discrimination in jobs

# Discrimination Persists

---

- Pairs of young, well-groomed, well-spoken college men with identical resumes apply for 350 advertised entry-level jobs in Milwaukee, Wisconsin. Two teams were black and two were white. In each team, one said that he had served an 18-month prison sentence for cocaine possession.
- The study found that it was easier for a white male with a felony conviction to get a job than a black male whose record was clean.



# Percent of Job Applicants Receiving a Callback

---

<b>Criminal Record</b>	<b>White</b>	<b>Black</b>
<b>No</b>	<b>34%</b>	<b>14%</b>
<b>Yes</b>	<b>17%</b>	<b>5%</b>

---

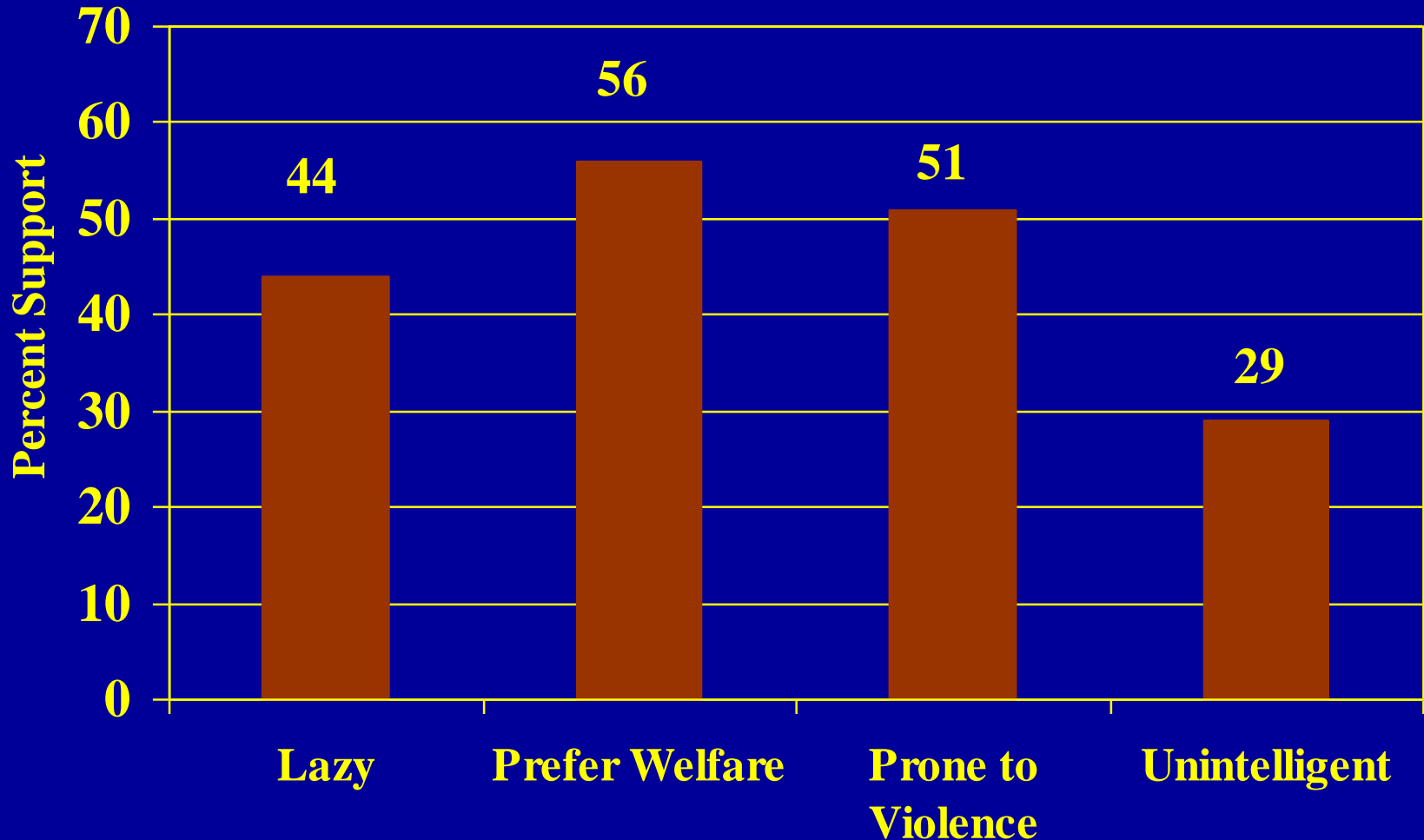
Source: Devan Pager; NYT March 20, 2004

# Persistence of Negative Racial Stereotypes:

Undergirding the persistence of multiple  
forms of racism

# Percent of Whites Agreeing that Blacks are

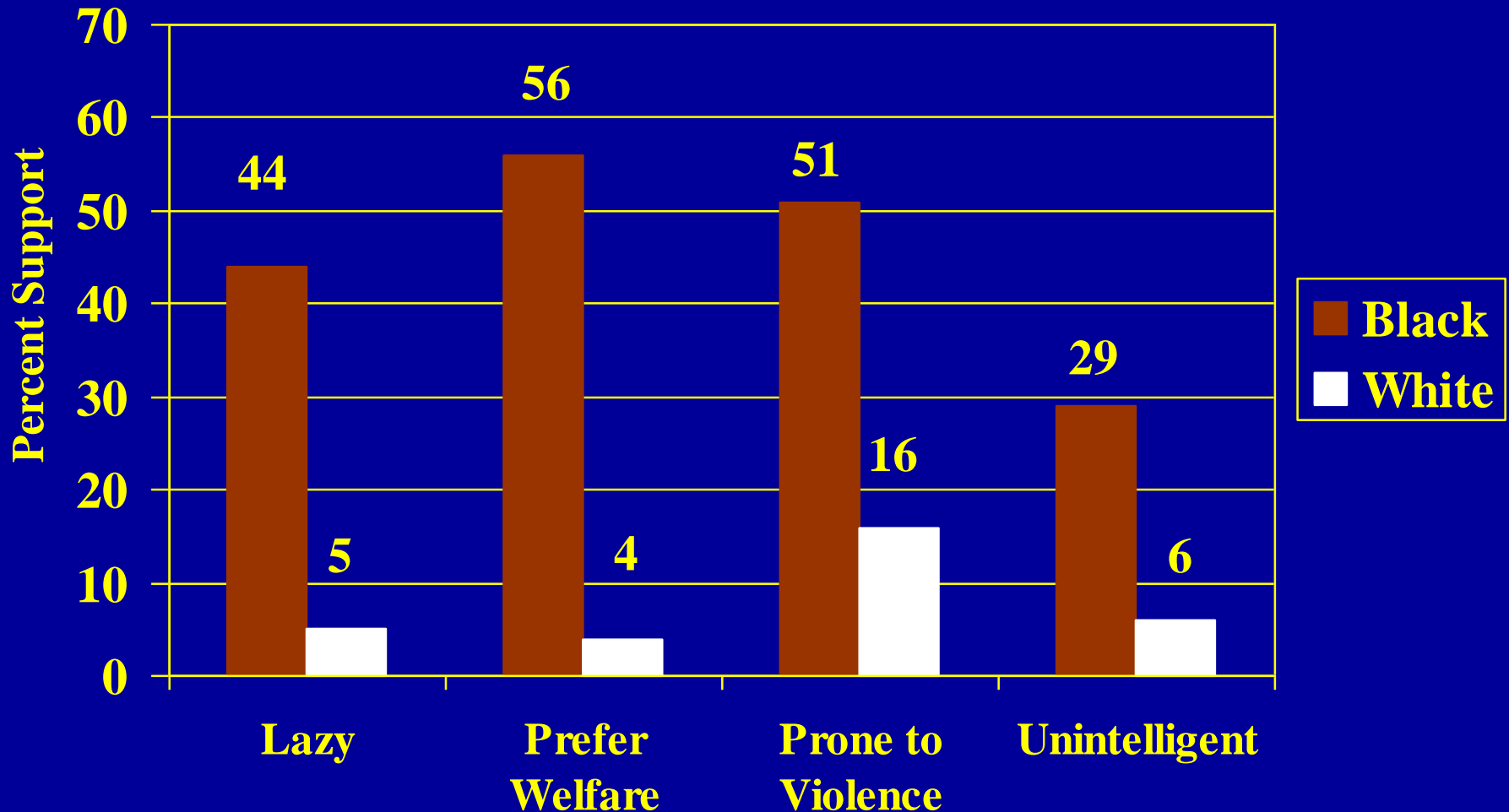
---



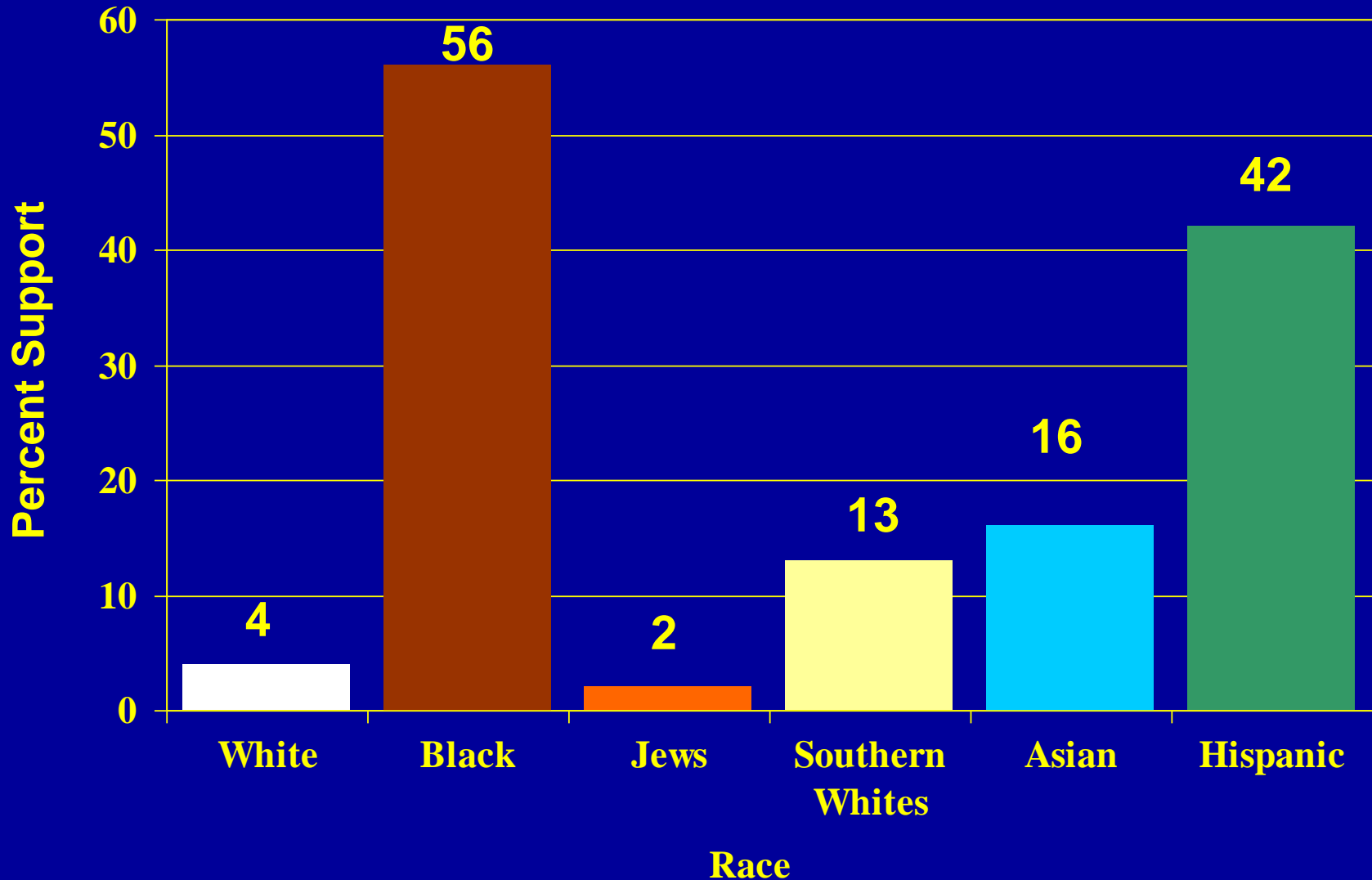
---

General Social Survey (Davis and Smith), 1990

# Percent of Whites Agreeing that Blacks and Whites are



# Percent of Whites Agreeing that Group Prefers to Live Off Welfare



# Employer's Perceptions of Workers

---

## Suburb Connoted:

\*White

\*Middle-class

\*Educated

\*Skilled

\*Stable Families

# Employers' Perception of Workers

---

## Inner-City Connoted

\*Black      \*Lacking Values

\*Poor      \*Unskilled

\*Crime      \*Uneducated

\*Drugs      \*Gangs

\*Stable Families

# Employers' Perception of Inner-City Blacks

---

Characteristic	Percent
Lack of Basic Skill	50.4
Lack of Work Ethic	47.2
Lack of Dependability	32.8
Bad Attitudes	37.8

---

Source : Kirschenman and Neckerman 1991



Dr. Richard W. Franke  
Professor Emeritus of Anthropology –  
Montclair State University  
Resident and Board member –  
Ecovillage at Ithaca

## Recent U. S. Views on Race

# 2000



*"You look like this sketch of someone who's thinking about committing a crime."*

Source for the cartoon: The Cartoon Bank  
2004. The American Sociological  
Association – *Sociologists Book of  
Cartoons from The New Yorker*, page 70.

# Perceptions of Black Workers

---

“It’s unfortunate, but, ...[black men] tend to be known to be dishonest. I think that’s too bad but that’s the image they have...an image problem of being dishonest men and lazy. They’re known to be lazy. They are [laughs]. I hate to tell you, but. It’s all an image though. Whether they are or not, I don’t know.” Suburban Employer

“..Discrimination is a hellhound that gnaws at Negroes in every waking moment of their lives declaring that the lie of their inferiority is accepted as the truth in the society dominating them.”

Martin Luther King, Jr. [1967]

# Race and Economic Hardship, 1995

---

**African Americans were more likely than whites to experience the following hardships <sup>1</sup>:**

- 1. Unable to meet essential expenses**
- 2. Unable to pay full rent on mortgage**
- 3. Unable to pay full utility bill**
- 4. Had utilities shut off**
- 5. Had telephone shut off**
- 6. Evicted from apartment**

<sup>1</sup> After adjustment for income, education, employment status, transfer payments, home ownership, gender, marital status, children, disability, health insurance and residential mobility.

Dr. Richard W. Franke  
Professor Emeritus of Anthropology – Montclair State University  
Resident and Board member – Ecovillage at Ithaca

## Recent U. S. Views on Race

In 2008 the Pew Research Center collected survey data on selected American attitudes about race:

<http://pewresearch.org/pubs/694/race-ethnicity-and-campaign-08>

Dr. Richard W. Franke  
Professor Emeritus of Anthropology – Montclair State University  
Resident and Board member – Ecovillage at Ithaca

## Recent U. S. Views on Race

Several of these attitudes are presented  
on the next 5 slides

Dr. Richard W. Franke  
 Professor Emeritus of Anthropology –  
 Montclair State University  
 Resident and Board member –  
 Ecovillage at Ithaca

## Recent U. S. Views on Race

### Inter-Group Relations

	All adults	Whites	Blacks	Hispanics
	%	%	%	%
<b>Blacks/Whites get along...</b>				
Very well	18	16	20	25
Pretty well	57	61	49	36
Not too well	18	16	20	25
Not at all well	2	2	4	7
DK/ Refused	<u>5</u>	<u>5</u>	<u>7</u>	<u>7</u>
	100	100	100	100
<b>Blacks/Hispanics get along...</b>				
Very well	11	8	24	22
Pretty well	33	31	46	35
Not too well	23	24	14	19
Not at all well	8	8	4	11
DK/ Refused	<u>25</u>	<u>29</u>	<u>12</u>	<u>13</u>
	100	100	100	100
<b>Whites/Hispanics get along...</b>				
Very well	15	13	16	27
Pretty well	53	57	37	44
Not too well	19	18	22	22
Not at all well	3	3	5	2
DK/ Refused	<u>10</u>	<u>9</u>	<u>20</u>	<u>5</u>
	100	100	100	100
Number of respondents	3086	1536	1007	388

Note: Whites include only non-Hispanic whites. Blacks include only non-Hispanic blacks. Hispanics are of any race.

PewResearchCenter

## Recent U. S. Views on Race

### Interracial Friendships More Common among the Young

% who say all/most/some of their friends are black/white\*

	18-29	30-49	50-64	65+
	%	%	%	%
All	54	48	39	33
Whites	56	49	36	32
Blacks	55	54	48	44
Hispanics	49	38	--	--

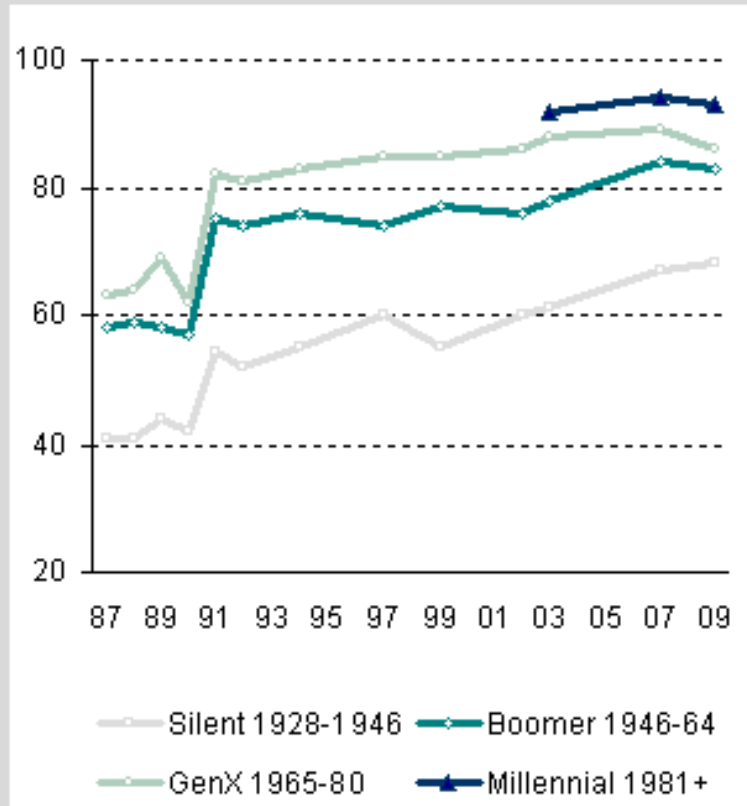
Note: Whites include only non-Hispanic whites. Blacks include only non-Hispanic blacks.

\*Blacks asked about white friends, non-blacks asked about black friends. Insufficient cases of Hispanics ages 50-64 and 65+ for analysis. Q48 & Q49.



## Millennial Support for Interracial Dating Higher than for Other Generations

% who say they agree that it is “all right for blacks and whites to date each other”



Note: Data from Pew Research Center for the People & the Press April 2009 Values survey.

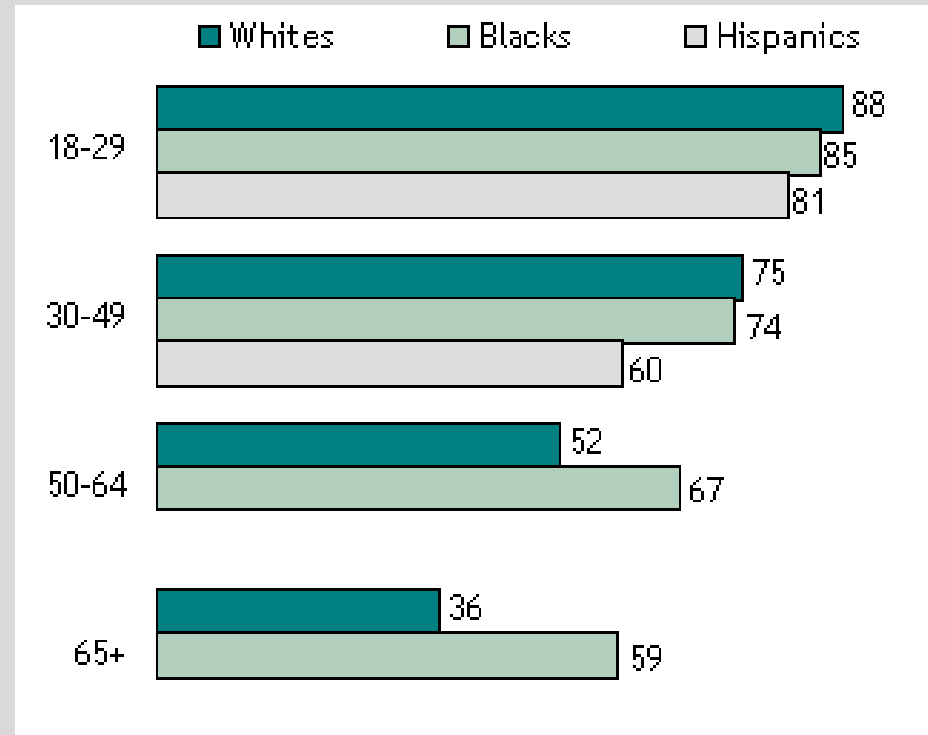
PewResearchCenter

## Recent U. S. Views on Race

## Recent U. S. Views on Race

### High Levels of Support for Interracial Marriage Among Millennials Across Race and Ethnicity

% of those who would be fine with a family member's marriage to someone of any other race/ethnicity

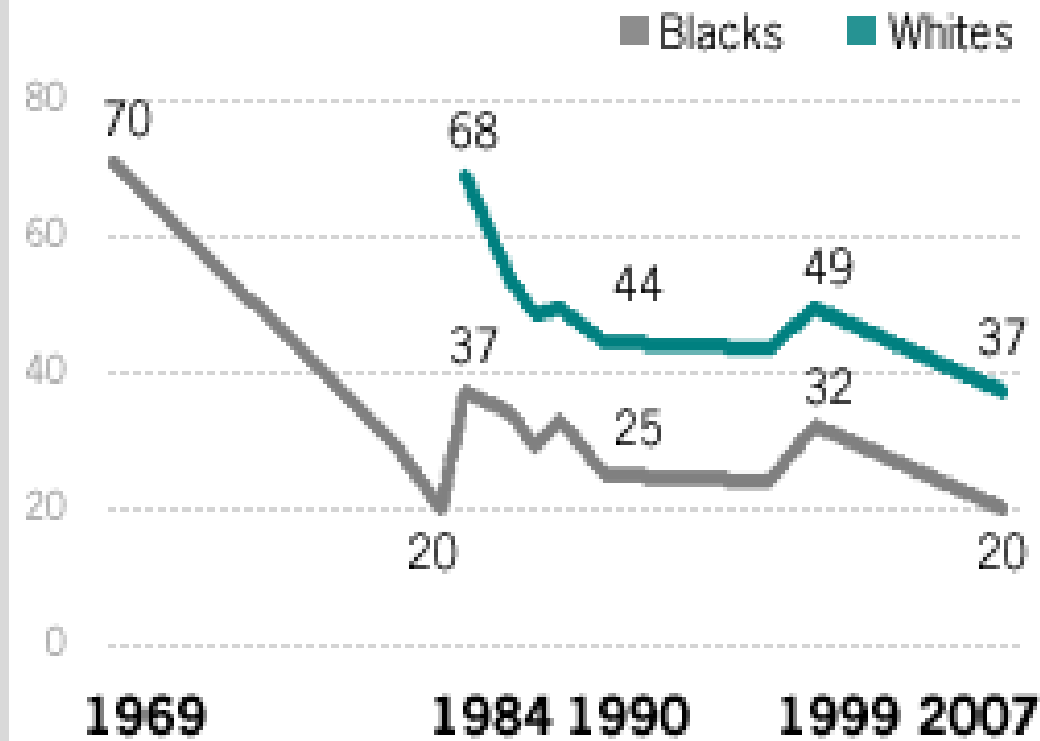


Note: Whites include only non-Hispanic whites. Blacks include only non-Hispanic blacks. Hispanics are of any race. Insufficient cases of Hispanics ages 50-64 and 65+ for analysis.

PewResearchCenter

## Are Blacks Better Off Now Than Five Years Ago?

Percent Saying "Yes"



## Recent U. S. Views on Race

Dr. Richard W. Franke  
Professor Emeritus of Anthropology – Montclair State University  
Resident and Board member – Ecovillage at Ithaca

# End of Slides on Recent U.S. Views on Race